



PANATTONI PARK KLATOVY – POD BOREM



Germany (94 km, 60 min)

Prague (128 km, 98 min)
Pilsen (40 km, 39 min)

E53

KLATOVY

ACCESS TO E53

PARK ENTRANCE

INDUSTRIAL ZONE
KLATOVY

A

E

W

- Panattoni Park Klatovy – Pod Borem offers 14 089 sq m of industrial space suitable for logistics and production activities
- Located in Klatovy - 40 km from the border of Pilsen, regional city with 188 000 residents
- Close to motorway D5 connecting the Czech Republic and Germany (exit 80)
- Qualified labor force available due to the close proximity of Pilsen city with Technical university
- Historically industrial region with strong tradition mainly in mechanical engineering
- Existing bus and train transport providing quick connection to Pilsen city and its surroundings
- Buildings will be designed and constructed according to client's specific requirements, in order to meet and adapt the available space to the highest modern standard

PANATTONI PARK KLATOVY – POD BOREM

CLOSE TO THE D5 MOTORWAY. PERFECT CONNECTION TO GERMANY



Public Transportation

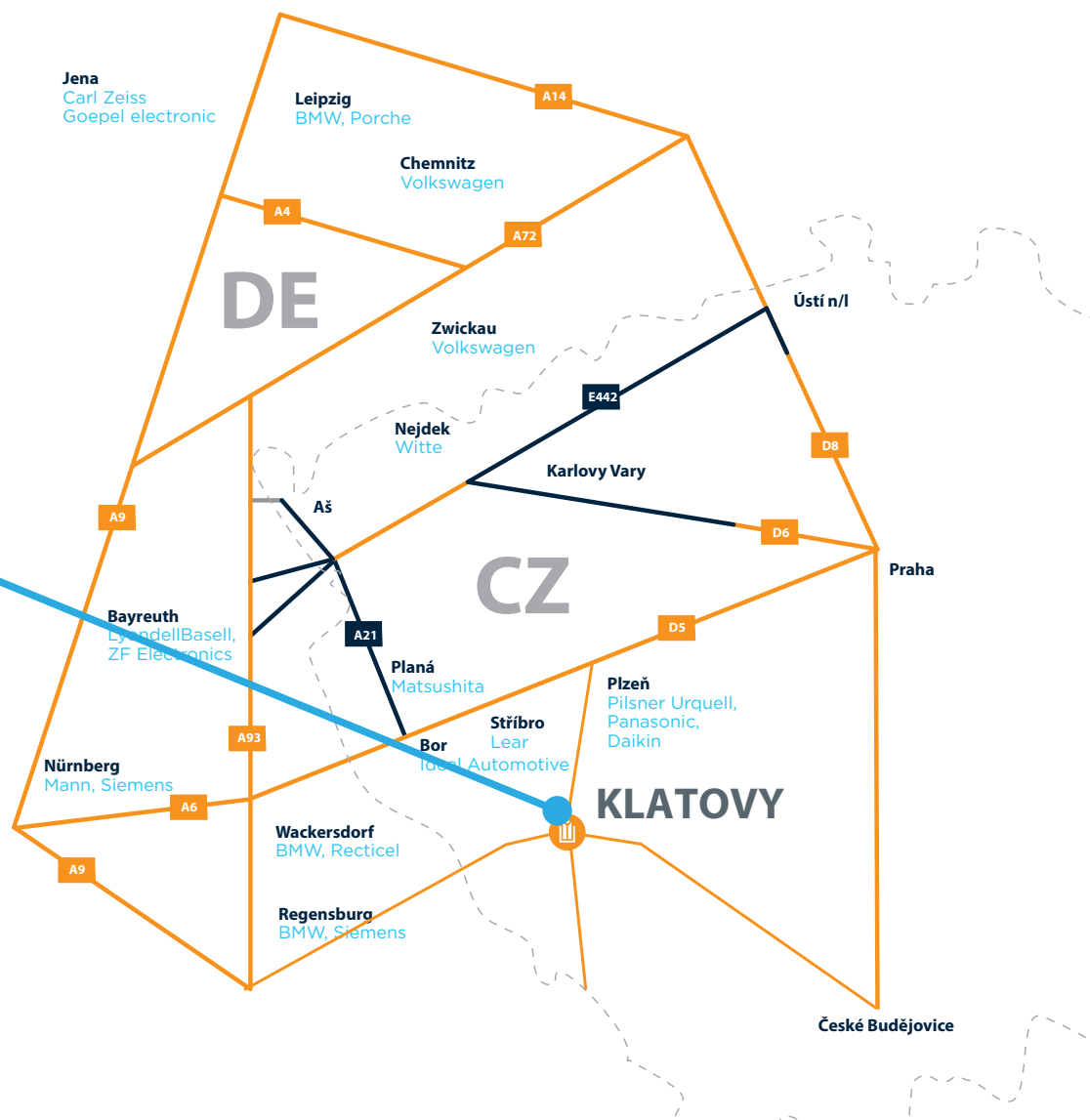
Bus connection to Klatovy – Chudenice

Train connection Klatovy – Pilsen Train station



Key distances

- Pilsen 40 km / 39 minutes
- Prague 128 km / 98 minutes
- Germany 94 km / 60 minutes



PANATTONI PARK KLATOVY – POD BOREM

STANDARD TECHNICAL SPECIFICATION



SUPPORTING STRUCTURE

- Pad or pilot foundations, insulated plinth panels up to 300 mm above floor
- Prefabricated concrete columns in 12 x 24 m grid or per layout
- Prefabricated concrete or steel roof beams, clear height of 10 m

FLOOR

- Fibre reinforced concrete floor, PE membrane, cut joints, 180 mm thick, surface treated with hardener
- Load capacity of 50 kN/sq m, 60 kN point load
- Flatness according to DIN 1822, table 3, line 3

ROOF

- Corrugated steel sheets, mineral wool insulation, PVC membrane
- Free load capacity of 15 kg/sq m for clients installations
- Min. 2 % of skylights in warehouse area
- Syphonic drainage system, emergency overflows

FACADE

- Horizontal sandwich panels with mineral wool insulation
- Prefabricated concrete facade around docks to approx. 4.5 m height
- Double glazed windows in offices

DOCKS

- 1x electrically operated 3.0 x 3.0 m dock for each 1,000 sq m of hall
- Each dock equipped with hydraulic leveller, 60 kN capacity, PE shelter, wheel guides
- 1x electrically operated 4.0 x 4.5 m drive-in gate for each 5,000 sq m of hall



HALL INSTALLATIONS

- Gas Sahara heaters or infrared gas radiators, heating according to norms for warehousing
- ESFR sprinklers under roof, FM Global certified tank and pumps
- 200 lux LED lighting (excluding influence of clients installations)
- 1x 630 kVA dry transformer station per each 25,000 sq m of hall

PRODUCTION UPGRADE (OPTIONAL)

- Increased facade and roof insulation
- Heating and ventilation in accordance with code for manufacturing (assembly)
- 300 lux LED lighting (excluding influence of clients installations)
- Increased percentage of skylights area

OFFICES

- 2 level custom designed in-built, incl. offices, socials, locker rooms, day room, excl. furniture and appliance
- Aluminium entrance door with canopy to entrance lobby
- Tiles, carpets or PVC floor surfaces, suspended mineral ceiling panels
- Social rooms with ceramic fixtures, wall tiles, and basic accessories
- PVC cable trays below windows, 2x 220 V socket each 8 sq m
- Server room with 2 split units and antistatic PVC floor
- Top cooling

OUTSIDE AREAS

- Hard areas from concrete pavers, sloped for drainage
- 2 m high mesh fence, entrance barriers and manual gate
- Green areas with grass, bushes, and trees

PANATTONI PARK KLATOVY – POD BOREM

DEVELOPMENT CONCEPT



TOTAL BUILD-UP AREA 14,158 sq m

Building 14,158sq m

WAREHOUSE

Column grid 12 m x 24 m
Clear height 10 m – **higher building possible**

ESFR sprinkler system
Light intensity in the hall 200 lux
Skylights min 2 %
Floor loading 5 t/sq m

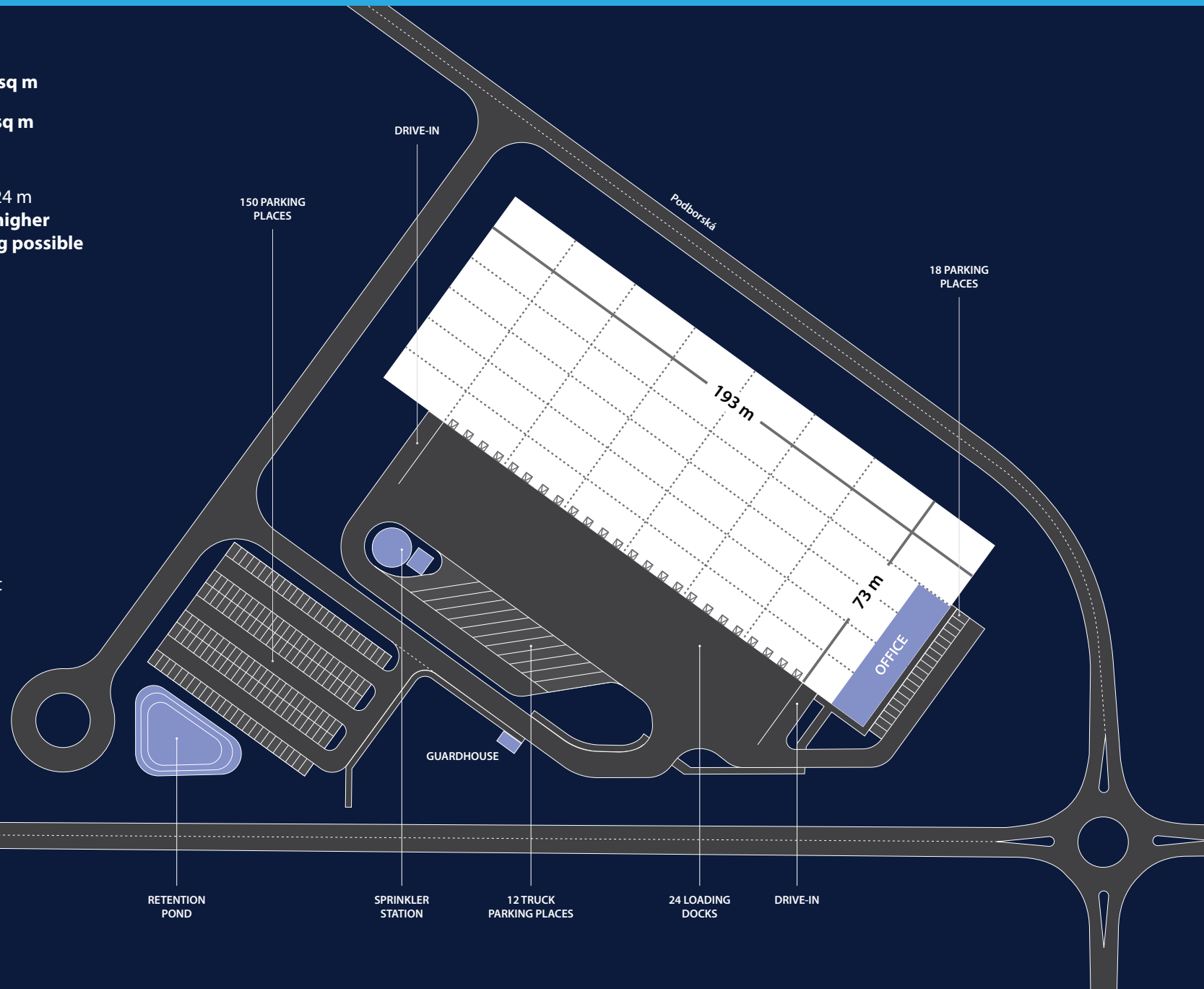
OFFICE PREMISES

Clear height 2.7 m
Light intensity 500 lux
Built to suit solutiont

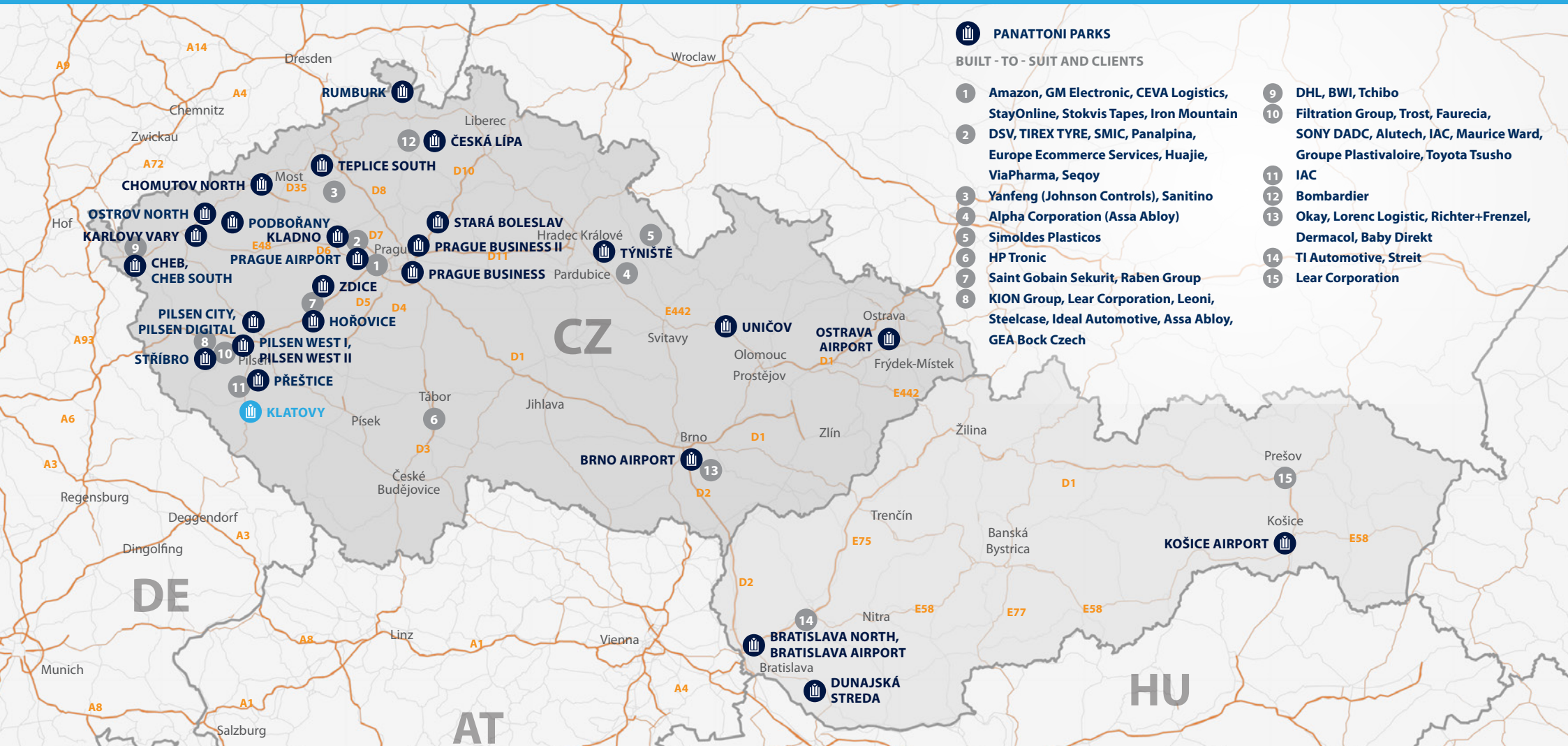
SUSTAINABILITY TRENDS

LED lighting
BREEAM Very Good certified

- Designed and constructed to the highest A class standard
- Suitable for logistics and production activities
- Turnkey solution according to the client's requirements
- Accessibility 24/7



PANATTONI PARK KLATOVY – POD BOREM



PANATTONI PARKS

BUILT - TO - SUIT AND CLIENTS

- | | |
|----------------------------------------------------------------------------------------------------------------------------------------------------------------------------------------------------------------------------------------------------------------------------------------------------------------------------------------------------------------------------------------------------------------------------------------------------------------------------------------------------------------------------------------|--------------------------------------------------------------------------------------------------------------------------------------------------------------------------------------------------------------------------------------------------------------------------------------------------------------------------------------------------------------------------------|
| <ul style="list-style-type: none"> 1 Amazon, GM Electronic, CEVA Logistics, StayOnline, Stokvis Tapes, Iron Mountain 2 DSV, TIREX TYRE, SMIC, Panalpina, Europe Ecommerce Services, Huajie, ViaPharma, Seqoy 3 Yanfeng (Johnson Controls), Sanitino 4 Alpha Corporation (Assa Abloy) 5 Simoldes Plasticos 6 HP Tronic 7 Saint Gobain Sekurit, Raben Group 8 KION Group, Lear Corporation, Leoni, Steelcase, Ideal Automotive, Assa Abloy, GEA Bock Czech | <ul style="list-style-type: none"> 9 DHL, BWI, Tchibo 10 Filtration Group, Trost, Faurecia, SONY DADC, Alutech, IAC, Maurice Ward, Groupe Plastivaloire, Toyota Tsusho 11 IAC 12 Bombardier 13 Okay, Lorenc Logistic, Richter+Frenzel, Dermacol, Baby Direkt 14 TI Automotive, Streit 15 Lear Corporation |
|----------------------------------------------------------------------------------------------------------------------------------------------------------------------------------------------------------------------------------------------------------------------------------------------------------------------------------------------------------------------------------------------------------------------------------------------------------------------------------------------------------------------------------------|--------------------------------------------------------------------------------------------------------------------------------------------------------------------------------------------------------------------------------------------------------------------------------------------------------------------------------------------------------------------------------|



Panattoni Worldwide International vision. Local focus.

With an expansive international platform, Panattoni Development Company, Inc. specializes in industrial, office and build-to-suit development. Our 31 offices in the United States, Canada and Europe are responsible for the development of approximately 30 million square meters. Each office is rooted in the local community with strong partnerships that produce the best results for our clients in each region. You can find us in Poland, Great Britain, the Czech Republic, Slovakia, Germany and Luxembourg.

**CZECH REPUBLIC
Panattoni**
Šporkovský palác, V Celnici 1034/6
110 00 Prague 1
Czech Republic
czinfo@panattoni.com
www.panattoni.cz
www.panattonieurope.com/cz

**SLOVAKIA
Panattoni**
Eurovea Central 1, Pribinova 4
811 09 Bratislava
Slovakia
skinfo@panattoni.com
www.panattoni.com
www.panattonieurope.com/sk